

Manual Press Clamp Tool Set

T-MPC16/32 Including 16mm, 20mm, 25mm, 32mm Jaws

1. Changing jaws as easy as 123


2. Numerical adjustment dial

3. Self locked in the work state

4. Folding Handles



Weight: 2.86kg
Length: 59 cm/2.3 inch




Suitable for narrow space and corner operation




How to fold the handles



1. Raise slightly the lower part of the handle



2. Push down the pins and pull back the tool at the same time



3. Fold the handles

How to Use



How to change jaws (as easy as 123)



1. Flick open the hooks and change the jaws on both sides.



2. Flick back the hooks and done.

How to make calibration



1. Open the handles



2. Loosen "LH" or "RH" back nuts with a spanner.
Adjust the dial one increment at a time



3. Stop the adjustment when the jaw interval ≤ 0.3



4. a. Interval ≤ 0.3 OK
b. Interval > 0.3 must increase numeric value
c. Interval = 0 reduce numeric value a little accordingly

How to use thrust claw

1. Tool is self locked in work state and handles can not be opened.
2. Handles can be opened only by rotating thrust claw in work state.

How to cancel thrust claw



1. Press the handles.
2. Open it by rotating the thrust claw.